

Scaled data based on original data using
LM-79-08 Approved Method: Electrical and Photometric Measurements of Solid-
State Lighting Products

Test Report Prepared for
Cooper Lighting Solutions
(formerly Eaton)

Brand: McGRAW-EDISON

Report Number: P955666

Luminaire Tested: **GALN-SB8C-760-U-5MQ**

Issue Date: 1/21/2025

Test Information

Test Method: LM-79-08
Report Number: P955666
TEST IS SCALED FROM IESNA LM-79-08 TEST DATA (G2-2411-289-20)
Test Lab: INNOVATION CENTER
Issue Date: 1/21/2025
Manufacturer: COOPER LIGHTING SOLUTIONS (FORMERLY EATON)
Product Line: McGRAW-EDISON
Catalog Number: GALN-SB8C-760-U-5MQ
Description: GALLEON AREA AND ROADWAY HIGH DENSITY LED LUMINAIRE
(8) 70 CRI, 5700K, 615mA LIGHTSQUARES WITH 26 LEDS EACH AND TYPE V MEDIUM OPTICS
Light Source: -
Ballast/Driver: -

Summary

Lumens per Lamp: N/A
Luminaire Lumens: 67097 lumens
Efficiency: N/A
Efficacy: 167.8 lumens/watt
Luminous Opening: Rectangular (W 1.5' x L: 1.5' x H: 0')
IES Classification: Type V - Short
BUG Rating: B5 - U0 - G5

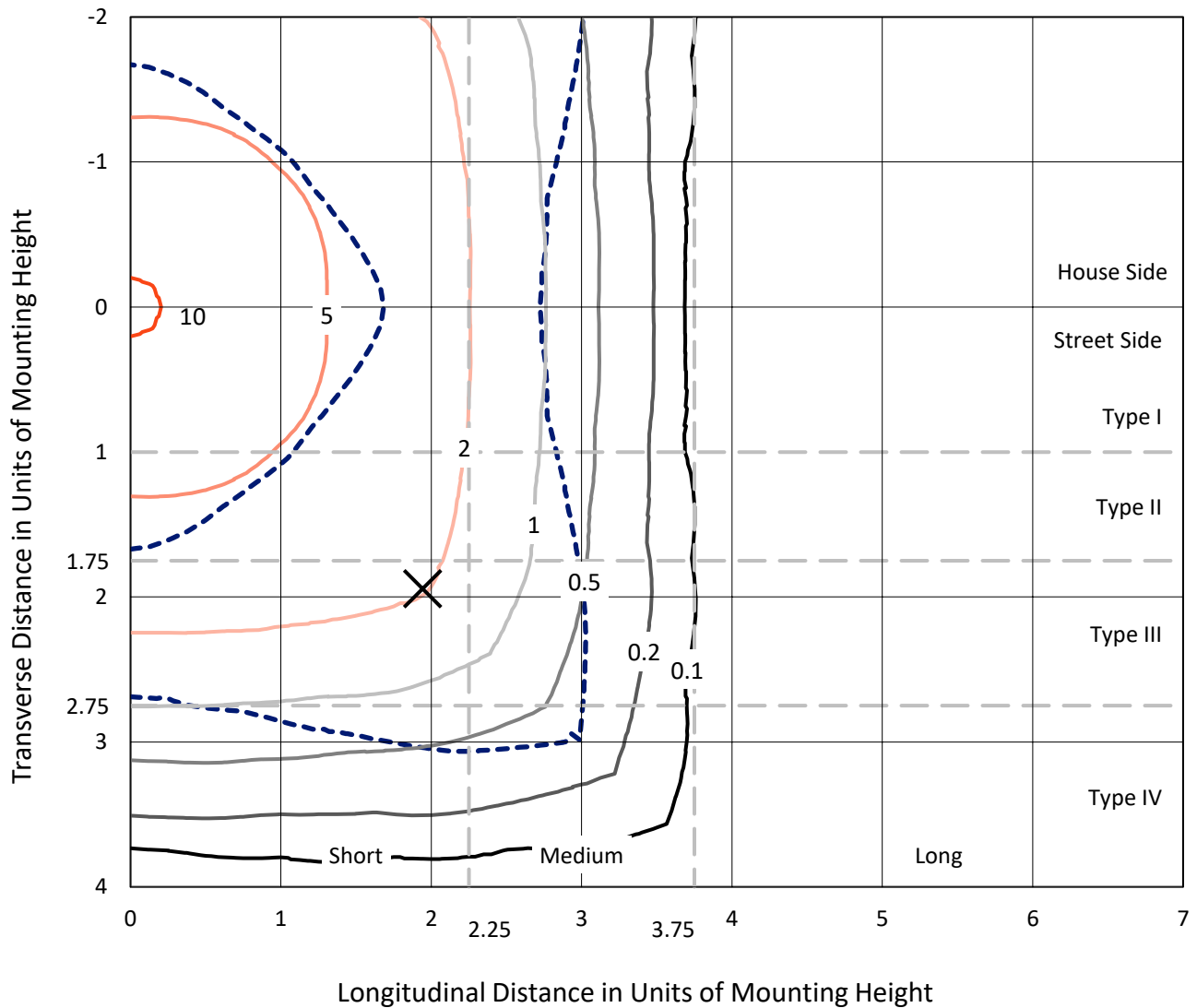
Input Watts (W): 399.8
Input Voltage (V): NR
Input Current (Ain): NR
Voltage Rise (V): NR
Power Factor: NR
Total Harmonic Distortion (THDi): NR
Frequency (hertz): 60
Stabilization Time: NR
Operation Time: NR
Ambient Temperature (°C): NR
Test Distance: 24 FT



REPORT NUMBER: P955666
 CATALOG NUMBER: GALN-SB8C-760-U-5MQ

Iso-Footcandle Lines of Horizontal Illumination

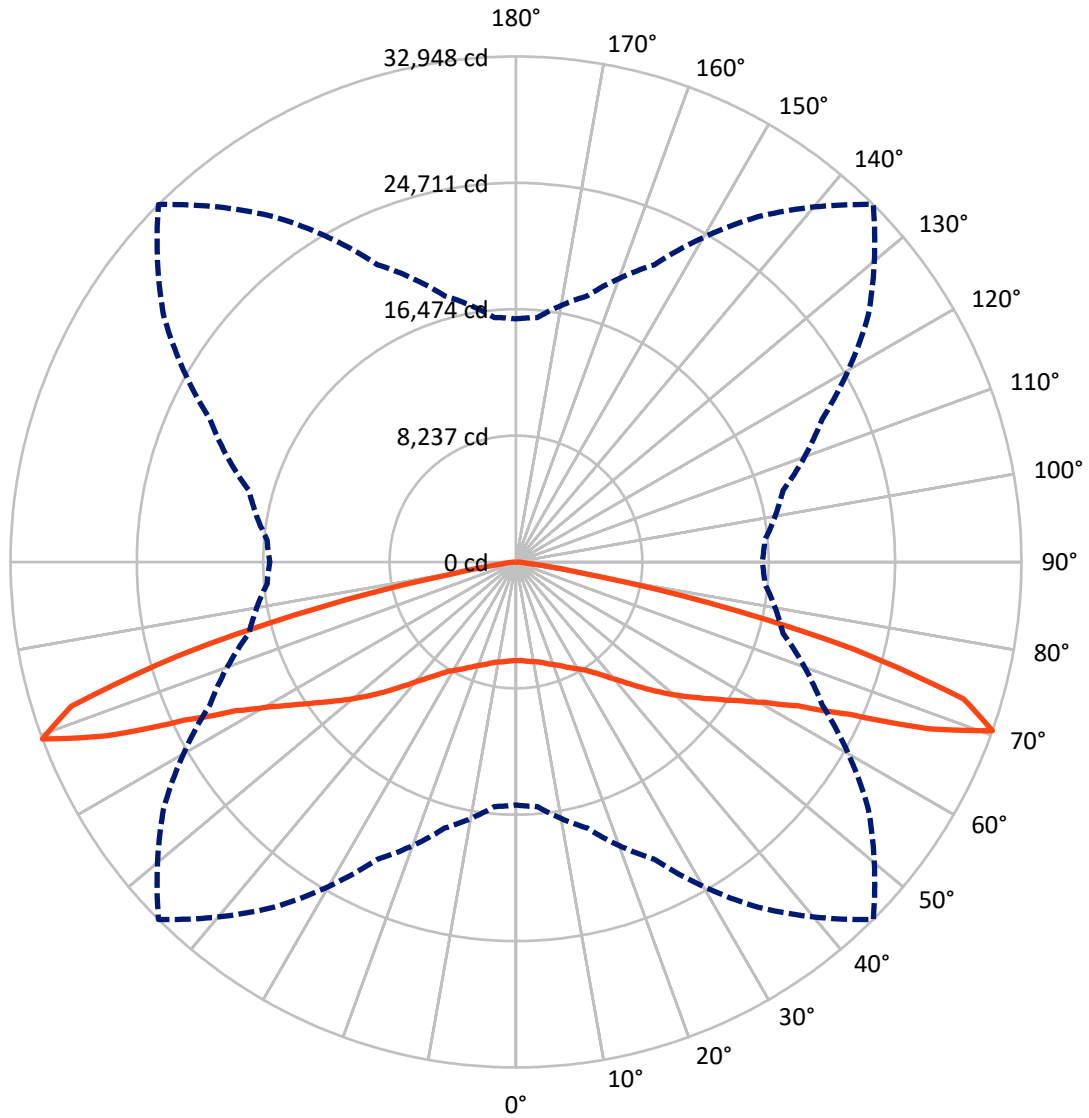
✕ Max cd
 - - - 1/2 Max cd



Based on 25 foot mounting height. Maximum calculated value = 10.3 fc
 Type V - Short - N/A

REPORT NUMBER: P955666
CATALOG NUMBER: GALN-SB8C-760-U-5MQ

Luminous Intensity Polar Plot



— Vertical Plane Through 45-Deg Lateral - - - Horizontal Cone Through 70-Deg Vertical

REPORT NUMBER: P955666
 CATALOG NUMBER: GALN-SB8C-760-U-5MQ

FLUX DISTRIBUTION:

		Downward	Upward	Total
House Side	Lumens	33548.5	0.0	33548.5
	% Fixture	50.0	0.0	50.0
Street Side	Lumens	33548.5	0.0	33548.5
	% Fixture	50.0	0.0	50.0
Total	Lumens	67097.0	0.0	67097.0
	% Fixture	100.0	0.0	100.0

Coefficient of Utilization

ZONAL LUMENS:

Zone	Lumens	% Fixture
0°-10°	624.4	0.9
10°-20°	1936.2	2.9
20°-30°	3460.2	5.2
30°-40°	5609.0	8.4
40°-50°	9136.1	13.6
50°-60°	13929.4	20.8
60°-70°	20722.6	30.9
70°-80°	11294.5	16.8
80°-90°	384.6	0.6
90°-100°	0.0	0.0
100°-110°	0.0	0.0
110°-120°	0.0	0.0
120°-130°	0.0	0.0
130°-140°	0.0	0.0
140°-150°	0.0	0.0
150°-160°	0.0	0.0
160°-170°	0.0	0.0
170°-180°	0.0	0.0
0°-90°	67097.0	100.0
0°-180°	67097.0	100.0



REPORT NUMBER: P955666

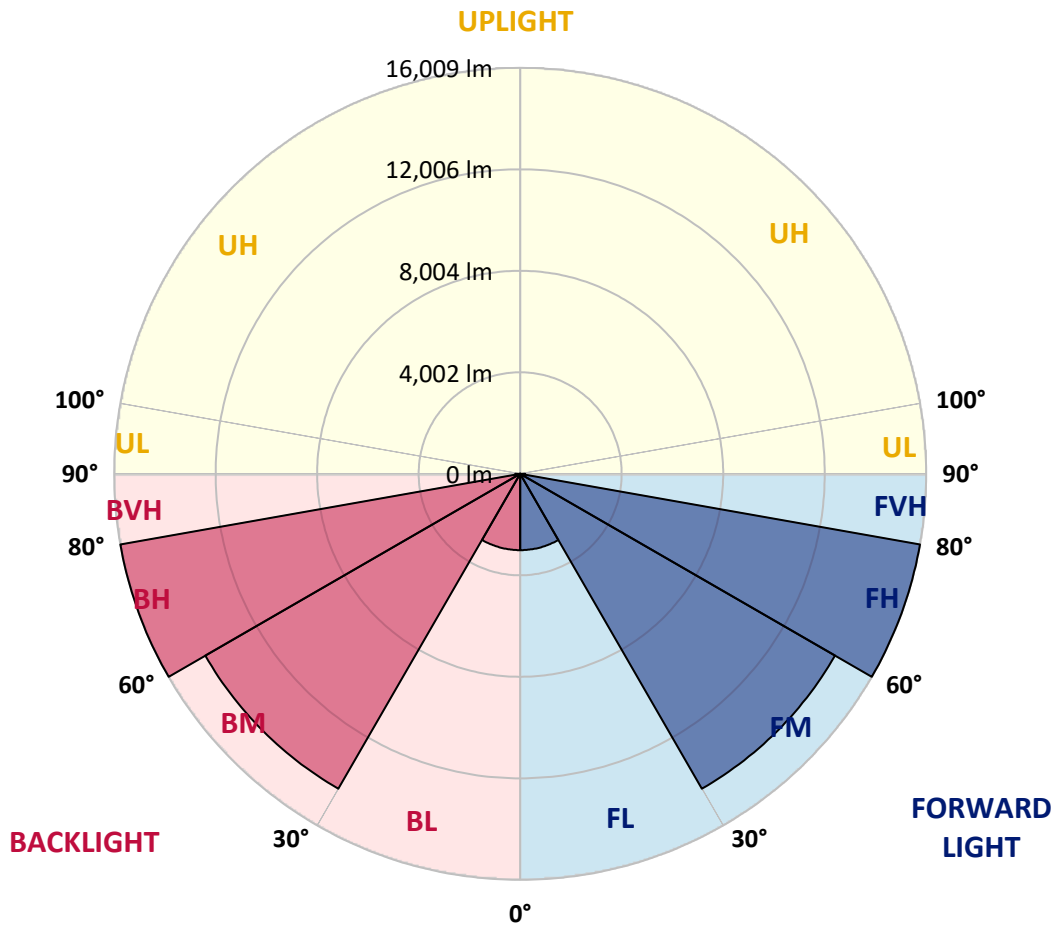
CATALOG NUMBER: GALN-SB8C-760-U-5MQ

LUMINAIRE CLASSIFICATION SYSTEM LUMEN TABLE AND BUG RATING:

Zone	Lumens	% Fixture	Zone Rating/Lumen Limit		
			B	U	G
FL (0°-30°)	3010.4	4.5			
FM (30°-60°)	14337.3	21.4			
FH (60°-80°)	16008.5	23.9			G5
FVH (80°-90°)	192.3	0.3			G2/225
BL (0°-30°)	3010.4	4.5	B4/5000		
BM (30°-60°)	14337.3	21.4	B5		
BH (60°-80°)	16008.5	23.9	B5		G5
BVH (80°-90°)	192.3	0.3			G2/225
UL (90°-100°)	0.0	0.0		U0/0	
UH (100°-180°)	0.0	0.0		U0/0	

BUG Rating: B5-U0-G5

Type V Short



REPORT NUMBER: P955666

CATALOG NUMBER: GALN-SB8C-760-U-5MQ

CANDELA DISTRIBUTION (FULL):

	0°	5°	15°	25°	35°	45°	55°	65°	75°	85°
0°	6427.2	6427.2	6427.2	6427.2	6427.2	6427.2	6427.2	6427.2	6427.2	6427.2
2.5°	6457.5	6464.3	6450.8	6444.0	6437.3	6427.2	6430.6	6447.4	6460.9	6457.5
5°	6511.4	6518.1	6508.0	6504.7	6491.2	6487.8	6487.8	6504.7	6514.8	6508.0
7.5°	6572.0	6582.2	6565.3	6561.9	6555.2	6548.5	6545.1	6561.9	6572.0	6572.0
10°	6629.3	6639.4	6625.9	6615.8	6609.1	6609.1	6602.4	6615.8	6632.7	6629.3
12.5°	6689.9	6696.7	6683.2	6676.5	6676.5	6686.6	6676.5	6683.2	6696.7	6689.9
15°	6764.1	6767.4	6764.1	6774.2	6791.0	6824.7	6794.4	6787.6	6794.4	6777.5
17.5°	6865.1	6871.8	6885.3	6908.9	6932.5	6993.1	6939.2	6922.4	6922.4	6888.7
20°	6989.7	6999.9	7020.1	7060.5	7090.8	7148.1	7094.2	7070.6	7060.5	7016.7
22.5°	7121.1	7138.0	7168.3	7222.2	7276.1	7330.0	7276.1	7235.7	7205.3	7148.1
25°	7272.7	7292.9	7340.1	7427.7	7501.8	7579.2	7515.2	7434.4	7373.8	7292.9
27.5°	7488.3	7511.9	7569.1	7676.9	7771.3	7838.6	7778.0	7673.6	7589.3	7491.7
30°	7791.5	7815.0	7882.4	7996.9	8060.9	8104.7	8064.3	7983.5	7882.4	7771.3
32.5°	8182.2	8212.5	8286.6	8394.4	8407.9	8414.6	8401.2	8360.7	8286.6	8151.9
35°	8677.4	8711.1	8795.3	8882.9	8869.4	8882.9	8862.7	8849.2	8795.3	8640.3
37.5°	9283.7	9324.2	9411.7	9479.1	9445.4	9428.6	9431.9	9435.3	9405.0	9233.2
40°	9987.8	10041.7	10105.7	10176.4	10119.1	10068.6	10102.3	10129.2	10102.3	9927.1
42.5°	10712.0	10789.5	10856.8	10957.9	10910.7	10846.7	10893.9	10924.2	10867.0	10678.3
45°	11517.1	11591.2	11678.8	11830.4	11796.7	11729.3	11796.7	11803.4	11705.7	11483.4
47.5°	12349.1	12426.6	12558.0	12760.1	12746.6	12672.5	12760.1	12712.9	12588.3	12322.2
50°	13137.4	13245.1	13447.3	13730.2	13757.2	13666.2	13784.1	13693.2	13484.3	13150.8
52.5°	13878.4	13993.0	14313.0	14697.0	14794.7	14676.8	14835.1	14676.8	14363.5	13935.7
55°	14656.6	14784.6	15165.2	15667.1	15862.5	15774.9	15923.1	15684.0	15239.3	14720.6
57.5°	15572.8	15650.3	16105.0	16701.3	17031.4	17051.6	17119.0	16714.8	16175.8	15586.3
60°	16566.5	16674.3	17169.5	17883.6	18405.8	18574.2	18503.5	17903.9	17277.3	16600.2
62.5°	17839.9	17957.8	18550.6	19406.2	20231.5	20649.2	20373.0	19503.9	18729.2	17917.3
65°	18894.2	19025.6	20096.8	21622.7	23125.1	23963.9	23270.0	21669.9	20275.3	19130.0
67.5°	18129.5	18291.2	19972.1	22774.8	26510.5	29013.3	26638.5	23118.4	20386.5	18833.6
70°	15845.7	15997.3	17957.8	21383.6	27463.8	32947.8	28036.5	22013.5	18021.8	16283.6
72.5°	10520.0	11008.4	12992.5	17102.1	24523.1	30488.8	24765.6	16755.2	12052.7	10496.4
75°	3489.8	3880.6	5234.7	8866.0	16425.1	22801.7	15636.8	7845.4	4146.7	2984.5
77.5°	879.2	1013.9	1397.9	2536.5	6551.8	12982.4	5898.3	2071.7	1128.5	788.2
80°	427.8	471.6	673.7	845.5	1640.5	4126.5	1539.4	795.0	532.2	411.0
82.5°	235.8	239.2	380.6	478.3	609.7	1067.8	633.3	464.9	306.5	249.3
85°	144.8	141.5	202.1	256.0	256.0	380.6	303.2	256.0	175.2	155.0
87.5°	57.3	57.3	74.1	80.8	70.7	97.7	77.5	84.2	67.4	64.0
90°	0.0	0.0	0.0	0.0	0.0	0.0	0.0	0.0	0.0	0.0

(END C

90°
6427.2
6460.9
6511.4
6572.0
6629.3
6686.6
6777.5
6888.7
7016.7
7144.7
7289.5
7488.3
7771.3
8155.3
8640.3
9233.2
9927.1
10691.8
11507.0
12305.3
13144.1
13895.3
14649.8
15505.4
16492.4
17775.9
18941.4
18601.1
16051.2
10156.2
2822.8
704.0
377.3
249.3
161.7
67.4
0.0

OF REPORT)